

WEEK

1

GOD IS REDEEMER

GOD MAKES US NEW

PRIMARY LESSON GUIDE



THE FOUR KEYS

KEY VERSE

Therefore, if anyone is in Christ, he is a new creation. The old has passed away; behold, the new has come. 2 Corinthians 5:17

KEY IDEAS

1. God calls us to repentance
2. God reveals Himself to us
3. God changes our hearts

KEY PASSAGE

Acts 9:1-20

KEY PRINCIPLES



EVERY CHILD SHOULD KNOW . . .

God calls us away from our sin and into repentance because He loves us.



EVERY CHILD SHOULD FEEL . . .

loved by a God who wants to rescue us and restore us.



EVERY CHILD SHOULD BE ABLE TO . . .

respond to the love of God in obedience.



EVERY CHILD SHOULD WANT . . .

to be changed by God.

INTRODUCTION

God is not only our Savior but also our Redeemer. The word redemption means to “buy back” something that has been lost. In our case, we have lost our freedom and fellowship with God because of sin. We are slaves to sin, and Jesus bought us back through His blood that was shed for us on the cross. When we repent and trust in Him, we are transformed into new creations with new hearts and given the promise of eternal life. God’s plan is to redeem all people who will repent and trust in Him. Together, we are His church. The church is both local (Christians who meet together weekly to pray and worship) and global (all Christians on earth). Jesus describes the church in Matthew 5 like a “city on a hill” that gives light to the darkness that surrounds it. God has given Christians a special job to shine His light to the world so all people have a chance to know Him and be saved.

OPENING ILLUSTRATION

Begin class by allowing a few minutes of conversation among the kids before the lesson begins. Then, grab their attention by blowing a whistle. Ask, “What did you just think when I blew the whistle? Did you want to stop what you were doing and find out what was happening?” Explain that today’s lesson is about a man named Saul who needed to stop what he was doing and listen to Jesus. He was hurting Jesus’s followers, so Jesus did something to get his attention. Read the story and have volunteers act it out.

STORY

Read Acts 9:1-20 or use the Jesus Storybook Bible.

After Jesus was resurrected and returned to Heaven, all of His disciples and followers began to form the first Church. They would meet together in secret because the religious leaders, called the Pharisees, did not like Christians. These Pharisees still did not understand who Jesus really was. They were the ones who wanted him crucified, after all. So, the Pharisees wanted to stop people from following Jesus. One of the leaders of the Pharisees was named Saul, and he was well known for travelling from town to town in search of Christians he could put in jail. But Jesus loved Saul and had a plan for him, so He did something unusual to get Saul’s attention.

What was Saul doing to followers of Jesus?
How did Jesus get his attention on the road to Damascus?
Why did Jesus blind him and what did He say? Do you think Jesus got Saul’s attention?

Saul followed the instructions Jesus had given him and went to the next town to wait and pray. Jesus had asked Ananias, one of His followers, to go to Saul and care for him. When Ananias laid his hands on Saul and prayed, Jesus restored his sight. Then, Ananias introduced Saul to others in the church who took care of him even though they knew he had hurt their friends because they trusted that Jesus had changed his heart.

Not only did Jesus save Saul, but He gave him a new name, a church to care for him, and a special mission. Saul, now named Paul, spent the rest of his life telling others about Jesus and all that He had done. When we understand who Jesus is and turn from our sin, He changes our hearts and makes us new!

ACTIVITY

Use the worksheet included and the supplies in the teacher’s closet to help the kids make the Saul to Paul craft. Explain that just like Jesus gave Saul a new heart and purpose, He also gives us a new heart and purpose when we trust in Him!

PRAYER

Thank God that He makes us new. Ask God to help you trust that He can make you new, too.

SONG

Who is the Redeemer by The New City Catechism

FAMILY DEVOTIONAL

Romans 10:17, John 8:47

ACTIVITY

Use the activity sheet in your take home packet to talk with your child about the life cycles of a butterfly. Use this as an example of how we are transformed when we believe and follow Jesus. Use the discussion questions below to explain how we are transformed in Christ.

DISCUSSION

- How is the butterfly like Saul from the story this week?
We start off one way, as a sinner living to please ourselves by sinning. When we encounter Jesus and repent of sin and decide to follow Him, we become a new creation. He transforms our hearts so that we no longer desire our sin that leads to destruction and death, but instead we desire the things that honor and please Him because we know those things are good. Our new hearts desire to glorify God and serve others above ourselves.
- What happened in Paul's (formerly Saul) life after he met Jesus on the road to Damascus?
He did what Jesus told him to do (Rom. 10:17) because he knew that it was truly God who was speaking to him. He went to the house of some believers who took care of him and prayed for his sight to be restored. Then he began to tell everyone about what Jesus had done and how his life was changed for the better!

PRAYER

Thank God for loving us enough to save us from our sin and make us new creations.
Ask God to help you listen to Him when He calls you to repent.

Paul Learned About Jesus Bible Craft



Bible Story: Paul Learned About Jesus

Bible Text: Acts 9:1-20

Suggested Learning Outcome: This flip-over craft will teach children that you become a new person when you are saved, just as Paul was made into a new man when he learned about Jesus.

Supplies List:

Cardstock
Crayons
Felt
Glue

Teacher Preparation:

Pre-cut a piece of cardstock into a body shape and pre-cut two felt robe shapes. You will need 1 body and 2 robes per student.



Instructions:

Step 1. Give kids a cardstock body and one robe. Instruct them to decorate one side to show the kind of person Paul was before he met Jesus. Remind children that his name was even different before he was saved. He was called Saul and he was mean to Christians. This can be represented with an angry face and Paul could be holding a sword.




Step 2. Now, have students flip over the cardstock body and, using crayons and a felt robe, decorate a new Paul after he was saved. Now Paul is happy and he could be holding a Bible instead of a sword.

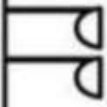


Name _____

Life Cycle of a Butterfly

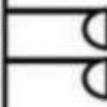


First,



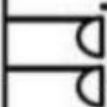
First, a butterfly lays eggs on a leaf.

Next,



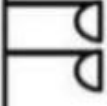
Next, it turns into a caterpillar.

Then,



Then, the caterpillar makes a chrysalis around its body.

Last,



The caterpillar changes into a butterfly.

